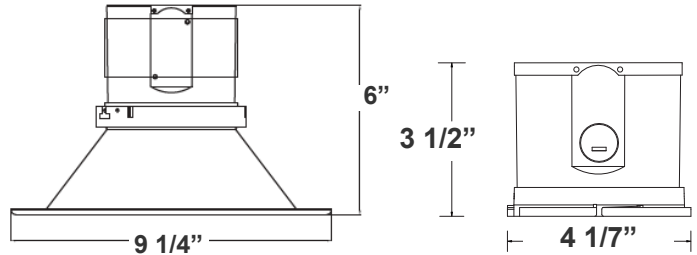


CRLC SERIES COMMERCIAL INDOOR LIGHTING

WESTGATE
THE FUTURE IS HERE...AND IT'S QUITE BRIGHT!

CRLC8-15W-MCT-D
CRLC8-15W-MCT-D-WH
8" LED COMMERCIAL RECESSED LIGHT

Customer Name: _____
Project Name: _____
Note: _____ | Type: _____



9 1/4"(L) X 6" (H)

Ideal for hotel, offices, retail outlets, restaurant, parking garages, conference room, education facilities and more.

Features

- 8" Haze & White Finish TRIM
- MCT: The Switch Is On The Light Engine
- Mounting Options: Recessed
- 5-Year Warranty
- Lifespan: 50,000 hrs.

Technical Specifications

Electrical:

- Voltage: 120-277VAC
50/60Hz
- Wattage: 15W
- Power Factor: >0.90
- Efficacy: 85 LPW

Mechanical:

- 8" Haze & White Finish TRIM
- Mounting Options: Recessed
- Temperature Rating: Designed To Operate in Temperatures 113°F
- Housing Not Required. Two Spring Clips To Hold The Fixture In Place
- IC-Rated
- Suitable for Damp Locations
- 5-Year Warranty

Lighting:

- MCT: The Switch Is On The Light Engine
- Dimming: 0~10V Dimmable
- Total Lumens: 1275LM
- Color Temperature: 3000K/4000K/5000K
- Color Rendering index: >80
- Lifespan: 50,000 hrs.

Applications:

- Ideal for hotel, offices, retail outlets, restaurant, parking garages, conference room, education facilities and more.

Other Models:

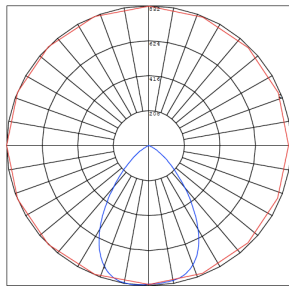
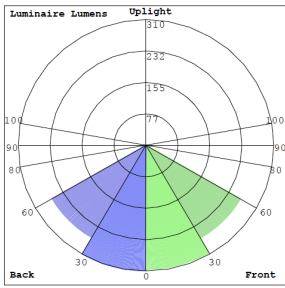
- 20W | 1720LM | CRLC4-20W-MCT-A-D
- 20W | 1720LM | CRLC4-20W-MCT-A-D-WH



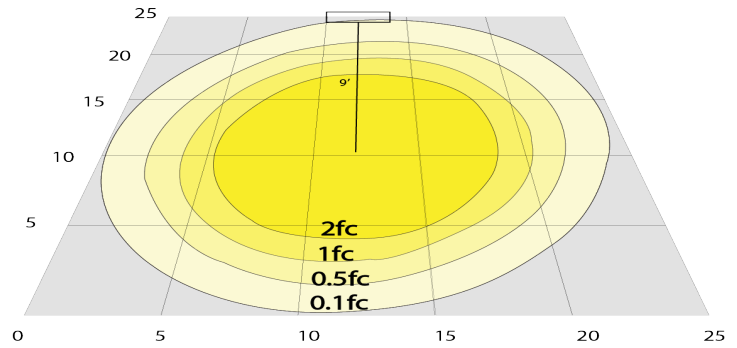
Phone: (877) 805-2252 | Fax: (877) 805-2252
www.westgatemfg.com



Photometrics: CRLC8-15W-MCT-D



BUG Rating: B1-U1-G0



15W 5000K, Area 25" x 25" Mounting Height: 9'

Other Views:

Hazel



CRLC-EGN-15W-MCT-D



CRLC-TRM-8



CRLC8-20W-MCT-D

White



CRLC-EGN-15W-MCT-D



CRLC-TRM-8-WH



CRLC8-20W-MCT-D-WH

Performance Table: CRLC8-15W-MCT-D

| MODEL NO. | Wattage | Voltage | Lumens | Color Temp. | BUG Rating | LPW |
|--------------------|---------|----------|--------|-------------|------------|-----|
| CRLC8-15W-MCT-D | 15W | 120-277V | 1275LM | 3000K | B1-U1-G0 | 85 |
| CRLC8-15W-MCT-D-WH | | | | 4000K | | |
| | | | | 5000K | | |

Sample Ordering

Model Watt Dimming Housing

CRLC8 - 15W - MCT - D -

Blank
WH = WHITE

Factory-Installed Option:

Blank = No Option For Accessories

OPT-EM-HB1EXT = EXTERNAL EMERGENCY BACK UP BATTERY

Factory-Installed Option:



OPT-EM-HB1EXT
EXTERNAL EMERGENCY
BACK UP BATTERY

Example:

1. CRLC8-15W-MCT-D

(FOR 15W CRLC8 MCT 120-277V)

1. CRLC8-15W-MCT-D
OPT-EM-HB1EXT

(FOR 15W CRLC8 MCT 120-277V)
(EXTERNAL EMERGENCY BACK UP BATTERY)

